

BURUNDI FACT SHEET

December 2008

WOMEN'S PARTICIPATION IN AGRICULTURAL RESEARCH AND HIGHER EDUCATION

Key Gender Trends

- In 2008, the three largest agricultural research and higher education agencies in Burundi employed a combined total of 96 professional staff, of which 19 were female. The share of female professional staff, while low, represents an increase from 12 percent in 2000 to 20 percent in 2008.
- Of the PhD- and MSc-qualified staff, only 14 and 8 percent were female, respectively, whereas the female share of BSc-qualified staff was somewhat higher, at 26 percent.
- Whereas 30 percent of professional agricultural staff under 41 years old were female, only 6 percent of those aged 51 years or older were female.
- Close to 40 percent of the professional staff that had completed five years of service or less were female, which was considerably higher than the corresponding shares of female staff with more than five years of service.
- The share of women in management, including positions as deans of faculties and head of departments, at 29 percent, was high compared with other African countries.
- In 2007, female students accounted for about 14 percent of students undertaking BSc degrees in agricultural sciences. The University of Burundi does not currently offer MSc or PhD programs in agriculture.

Shares of Female Professional Agricultural Staff by Agency and by Degree

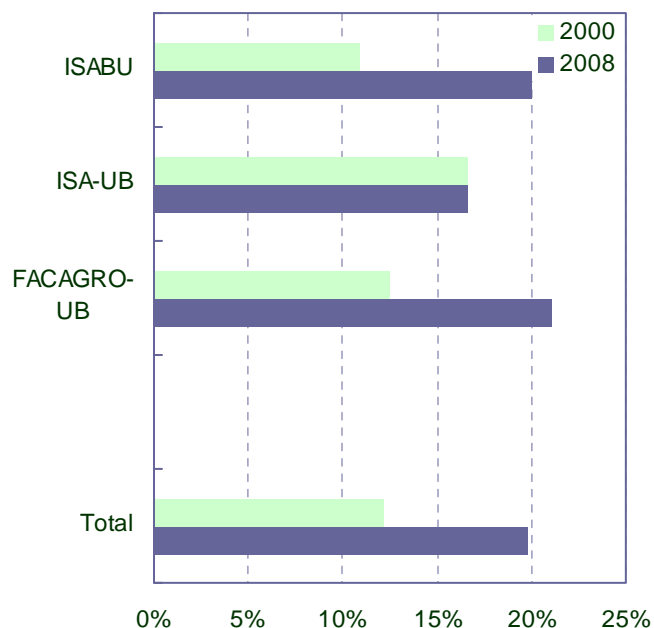
In 2008, the Institute of Agronomic Science, Burundi (ISABU) and the University of Burundi's Faculty of Agronomy (FACAGRO-UB) and Higher Institute of Agriculture (ISA-UB) together employed 96 professional staff of which 19, or 20 percent, were female. In 2000, these three agencies employed 79 percent of Burundi's professional agricultural staff in terms of full-time equivalents. The share of female professional staff increased from 12 percent in 2000 to 20 percent in 2008 (Figure 1).

Of the professional staff at agricultural research and higher education agencies, only 14 and 8 percent of those with PhD and MSc degrees, respectively, were female (Figure 2). Of the BSc-qualified professional staff, a considerably higher share (26 percent) were female.

Qualifications of Professional Staff by Gender

In 2008, 79 percent of the female professional staff, on average, held only BSc degrees compared with 55 percent of the male professional staff (Figure 3a). Only 11 percent of the women held PhD degrees, which was less than the 2000 share of 20 percent. The number of women with PhD and MSc degrees remained fairly constant in both years, at two, but the number of female professional staff with BSc degrees increased from 5 in 2000 to 15 in 2008 (Figure 3b).

FIGURE 1. Female share of professional agricultural staff by agency, 2000 and 2008



Note: See page 3 for a list of agency names and categories. One government agency, CNTA, was excluded due to lack of available data.

FIGURE 2. Female share of professional agricultural staff by degree, 2000 and 2008

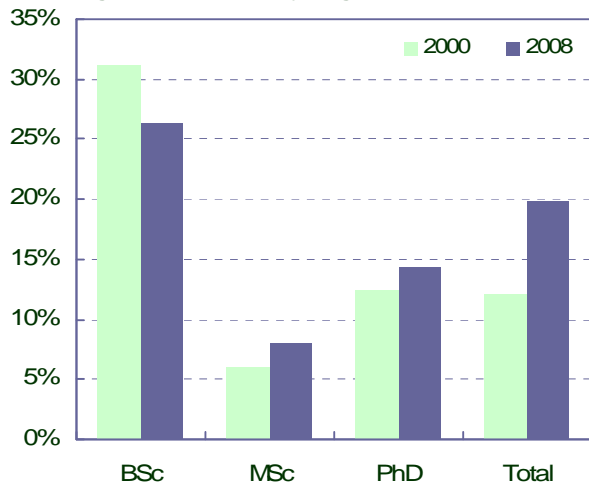


FIGURE 3a. Qualifications of professional agricultural staff by gender, 2000 and 2008 (shares)

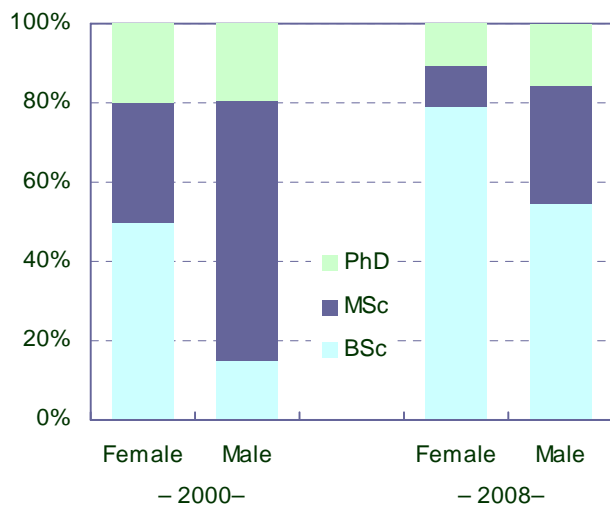
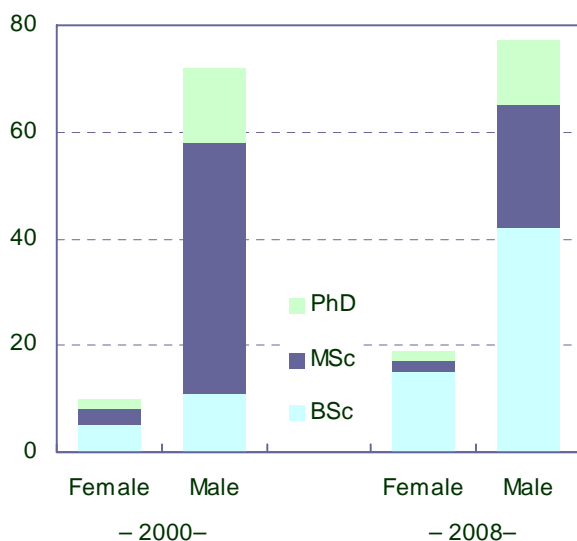


FIGURE 3b. Qualifications of professional agricultural staff by gender, 2000 and 2008 (headcounts)



Age and Seniority of Professional Agricultural Staff by Gender

Overall, younger women constitute a substantially higher share of female professional staff compared with more senior professional women. In 2008, 30 percent of professional agricultural staff under 41 years old were female, but only one of the 16 professional staff aged over 50 years was female (Figure 4).

Only two of the 10 management positions at ISABU were held by women, whereas three of the seven faculty deans and heads of departments at FACAGRO-UB and ISA-UB were female (Figure 5). Unsurprisingly, a relatively higher share of the senior administrative staff was female (Figure 5).

FIGURE 4. Age of professional agricultural staff by gender, 2008

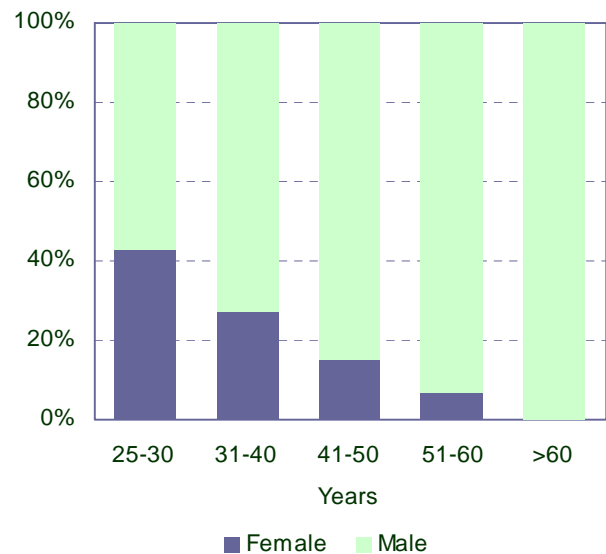
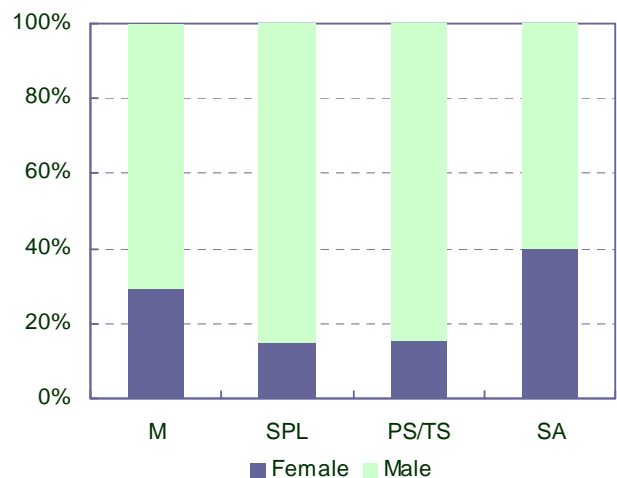
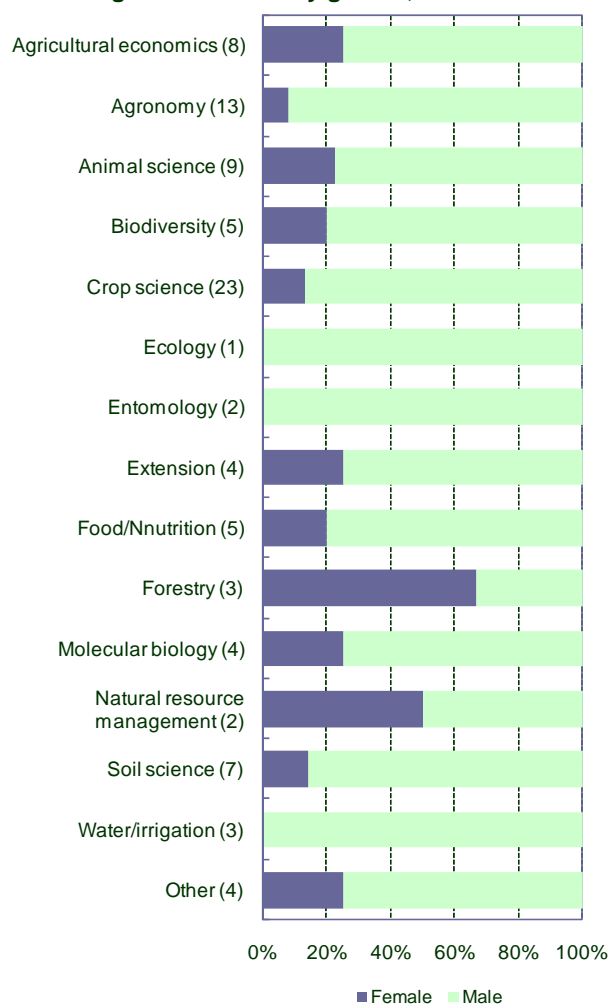


FIGURE 5. Seniority of professional agricultural staff by gender, 2008



Note: M indicates management and includes directors, deans, and department heads; SPL includes scientists, (assistant) professors, and (senior) lecturers not in management positions; PS/TS indicates professional and technical support staff; and SA indicates senior administrative staff.

FIGURE 6. Discipline-mix of professional agricultural staff by gender, 2008



Notes: The number of staff within each category is shown in parentheses. None of the staff at the three sample agencies was employed in fisheries in 2008.

TABLE 1. Departures and promotions of professional agricultural staff by gender, 2005–07, and as a share of female and male professional staff employed in 2008

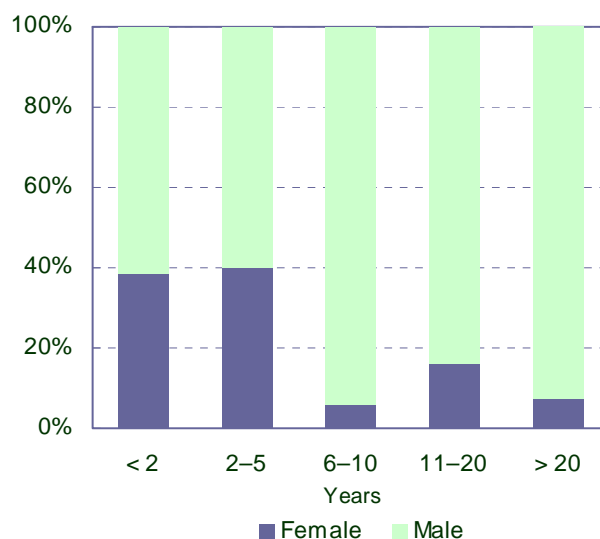
Status	Number of staff, 2005–07		Share of 2008 staff totals	
	Female	Male	Female	Male
Departures	3	10	16%	13%
Promotions	4	8	21%	10%

Discipline Mix and Years of Service of Professional Agricultural Staff by Gender

Of the professional staff trained in forestry and natural resource management, more than 60 and 40 percent, respectively, were female. In contrast, relatively few women were trained in agronomy (8 percent). No women were trained in ecology, entomology, and water/irrigation management (Figure 6).

Close to 40 percent of the professional staff with fewer than five years of service were female, which was considerably higher than the corresponding shares of women who had been employed at these agencies for more than five years (Figure 7).

FIGURE 7. Years of service of professional agricultural staff by gender, 2008



Departures and Promotions of Professional Agricultural Staff by Gender

During 2005–07, three women and 10 men departed, and four women and eight men were promoted (Table 1). In relative terms, a larger share of women departed and were promoted compared with their male colleagues (Table 1).

The data in this fact sheet are derived from the following government and higher education agencies:

One government agency

ISABU Institute of Agronomic Sciences, Burundi

Two higher education agencies

ISA-UB Higher Institute of Agriculture, University of Burundi.

FACAGRO-UB Faculty of Agronomy, University of Burundi

Note that one main government agency, the National Center for Food Technology (CNTA) was excluded because of lack of available data.

For further information, see the country brief on which this fact sheet is based at http://www.asti.cgiar.org/pdf/Burundi_CB5.pdf.

TABLE 2. Professional agricultural staff completing training by gender, 2005–07, and as a share of female and male professional staff employed in 2008

Level of Training	Number of staff, 2005–07		Share of 2008 staff totals	
	Female	Male	Female	Male
BSc	1	1	7%	2%
MSc	1	7	50%	30%
PhD	0	3	0%	25%

Training and Enrollments by Gender

Of the professional staff employed in agriculture at the government and higher education agencies in Burundi in 2008, only two women earned higher degrees during 2005–07—one, a BSc degree, and the other, an MSc degree. Considerably more men earned higher degrees during this timeframe (Table 2).

The University of Burundi only offers BSc-degree training. In 2007, 197 BSc students were enrolled in the Faculty of

Agronomy, of which 28—or 14 percent—were female. No information was available on the number of students that obtained BSc degrees in 2007.

While the University of Burundi offered an MSc program in agriculture in the past, it ceased to do so in the mid-1990s due to political unrest at the time; given that the situation has now been stabilized, the university hopes to reinstate their MSc program around 2010.

About ASTI

The Agricultural Science and Technology Indicators (ASTI) initiative compiles, processes, analyzes, and reports data on institutional developments, investments, and human resources in agricultural R&D in developing countries. The ASTI initiative is managed by the International Food Policy Research Institute (IFPRI) and involves collaborative alliances with many national and regional R&D agencies, as well as international institutions. The initiative, which is funded by the Bill and Melinda Gates Foundation with additional support from IFPRI, is widely recognized as the most authoritative source of information on the support for and structure of agricultural R&D worldwide. To know more about the ASTI initiative visit www.asti.cgiar.org.

About AWARD

The African Women in African Agricultural Research and Development (AWARD) program, supported by the Bill & Melinda Gates Foundation and the United States Agency for International Development (USAID), is implemented by the Gender & Diversity (G&D) program of the Consultative Group on International Agricultural Research (CGIAR). Competitive two-year fellowships focused on building capacity in science, mentoring, and leadership are offered to high-performing female African scientists at one of three critical career junctures: completion of a BSc, MSc, or PhD degree. To know more visit www.genderdiversity.cgiar.org.

INTERNATIONAL FOOD POLICY RESEARCH INSTITUTE



IFPRI HEADQUARTERS

2033 K Street, N.W. • Washington, DC 20006-1002 USA
Telephone: +1 (202) 862-5600 • Skype: [ifprihomeoffice](https://www.skype.com/name/IFPRIhomeoffice)
Fax +1 (202) 467-4439 • E-mail: ifpri@cgiar.org
www.ifpri.org

IFPRI/ROME

International Service for National Agricultural Research (ISNAR) Division
Nienke Beintema, Head, Agricultural and Science Technology (ASTI) initiative
c/o ESA, Food and Agriculture Organization (FAO)
Viale delle Terme di Caracalla • 00153 Rome, Italy
Telephone: +39 (06) 570-53192 / 570-56334 • Email: asti@cgiar.org
Fax: +39 (06) 570-55522 • Skype: [ifpriromeoffice](https://www.skype.com/name/ifpriromeoffice) • www.asti.cgiar.org

IFPRI was established in 1975. IFPRI is one of 15 agricultural research centers that receives its principal funding from governments, private foundations, and international and regional organizations, most of which are members of the Consultative Group on International Agricultural Research (www.cgiar.org).

This fact sheet was prepared by Nienke Beintema and Federica Di Marcantonio.

Copyright © 2008 International Food Policy Research Institute. Sections of this report may be reproduced without the express permission of, but with acknowledgment to, IFPRI. For permission to reprint, contact ifpri-copyright@cgiar.org. The ASTI initiative is grateful to the participating agencies for their time and assistance with the data collection underlying this work.